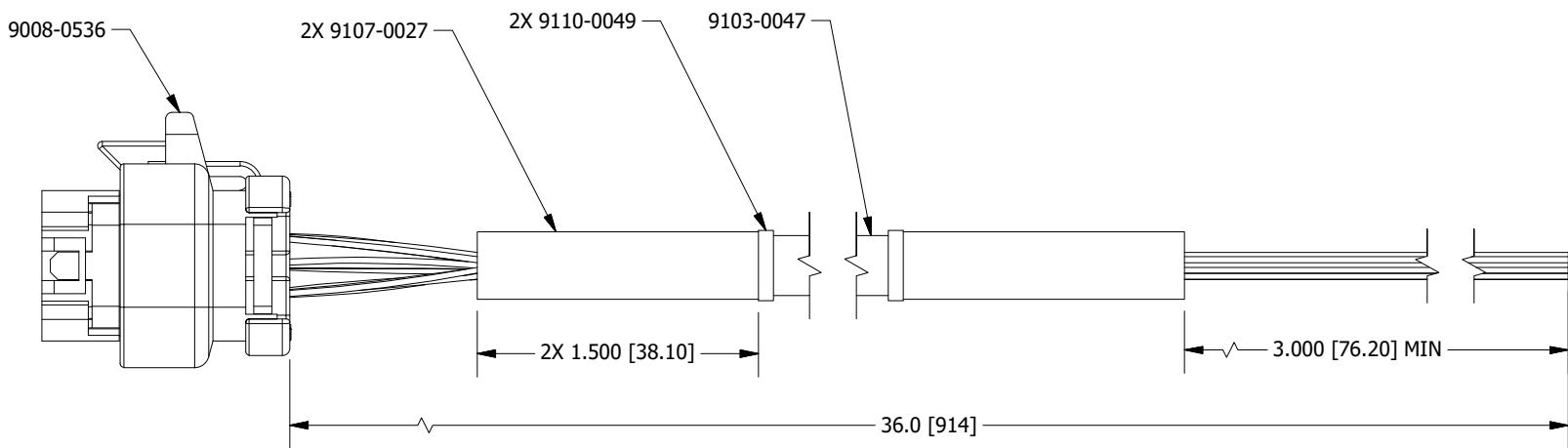
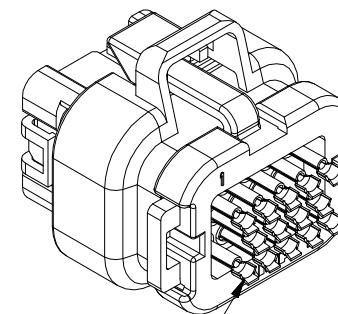
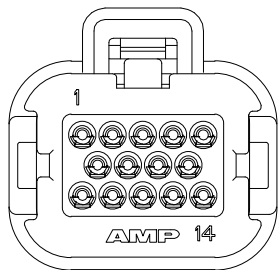


REVISION HISTORY				
REV	ZONE	DESCRIPTION	DATE	APPROVED



WIRING			
PIN NUMBER	NAME	COLOR	PART NUMBER
1	VIN	RED	9009-0105
2	GND	BLACK	9009-0104
3	SP	WHITE	9009-0106
4	SP	WHITE	9009-0106
5	SP	WHITE	9009-0106
6	S3+	VIOLET	9009-0111
7	S2-	WHITE WITH YELLOW STRIPE	9009-0112
8	GND	WHITE WITH GREEN STRIPE	9009-0113
9	S1+	BLUE	9009-0107
10	S3-	WHITE WITH VIOLET STRIPE	9009-0114
11	GND	WHITE WITH GREEN STRIPE	9009-0113
12	S2+	YELLOW	9009-0108
13	S1-	WHITE WITH BLUE STRIPE	9009-0115
14	GND	WHITE WITH GREEN STRIPE	9009-0113



14X 9008-0537  
SHOWING PART NOT FULLY  
INSTALLED FOR CLARITY

NOTES:  
1.) DRAWING SCALE 1:1

<small>UNLESS OTHERWISE SPECIFIED ALL DIMENSIONS ARE IN INCHES. TOLERANCES:(UOS): .X = ± .02 .XX = ± .01 .XXX = ± .005 HOLE DIAMETERS: ± .002 ANGLES: ± 0.5° SURFACE FINISH: 63 MICROINCHES MATERIAL:</small>	DRAWN <b>C.THELEN</b>	12/12/2018	<b>L O R D Sensing</b> 459 HURRICANE LN. WILLISTON VT 802-862-6629	
	REFERENCE PLM SYSTEM FOR APPROVALS		TITLE <b>CABLE,SG-LINK-200</b>	
<small>THIS DRAWING AND SPECIFICATIONS ARE THE PROPERTY OF LORD-MICROTRAIN AND SHALL NOT BE PRODUCED WITHOUT PERMISSION FROM LORD-MICROTRAIN</small>		DWG NO <b>6309-0015-ASY</b>	REV -	CAGE CODE _OXYZ9
SIZE: A		SHEET 1 OF 1	WWW.MICROTRAIN.COM	