

# TC-Link<sup>®</sup> 1CH-LXRS<sup>®</sup>

## 1 Channel Wireless Thermocouple Node



TC-Link<sup>®</sup>1CH-LXRS<sup>®</sup> - small, specialized node designed for data acquisition from standard thermocouples

**LORD MicroStrain<sup>®</sup> LXRS<sup>®</sup> Wireless Sensor Networks** enable simultaneous, high-speed sensing and data aggregation from scalable sensor networks. Our wireless sensing systems are ideal for test and measurement, remote monitoring, system performance analysis, and embedded applications.

The gateways are the heart of the LORD MicroStrain wireless sensing system. They coordinate and maintain wireless transmissions across a network of distributed wireless sensor nodes. Some nodes have integrated sensors, while others are designed with multi-sensor connectivity for application flexibility. The LORD MicroStrain LXRS wireless communication protocol between LXRS nodes and gateways enable high-speed sampling,  $\pm 32$  microseconds node-to-node synchronization, and lossless data throughput under most operating conditions.

Users can easily program nodes for data logging, continuous, and periodic burst sampling with the Node Commander<sup>®</sup> software. The web-based SensorCloud<sup>™</sup> interface optimizes data aggregation, analysis, presentation, and alerts for gigabytes of sensor data from remote networks.

### Product Highlights

- Standard mini thermocouple input and an embedded cold junction temperature compensation sensor
- On-board linearization algorithms are software programmable to support a wide range of thermocouple types, including J, K, N, R, S, T, E, and B
- Small form factor, low power consumption, and wireless framework optimizes deployment in remote and long-term monitoring applications.
- High resolution data with 24-bit A/D converter

### Features and Benefits

#### High Performance

- Lossless data throughput and node-to-node sampling synchronization of  $\pm 32 \mu\text{s}$  in LXRS<sup>®</sup>-enabled modes
- Support for hundreds of simultaneous sampling wireless sensor nodes
- Wireless range up to 2 km (800 m typical)

#### Ease of Use

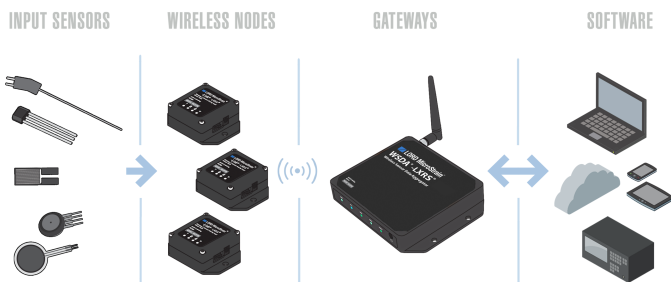
- Rapid deployment with wireless framework
- Standard miniature thermocouple blade connector
- Remote configuration, acquisition, and display of sensor data with SensorConnect<sup>™</sup> or Node Commander<sup>®</sup>
- Easy custom integration with open-source, comprehensive communications and command library

#### Cost Effective

- Reduction of costs associated with wiring
- Volume discounts

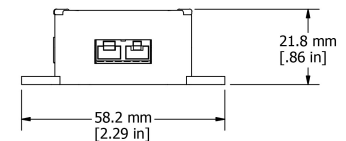
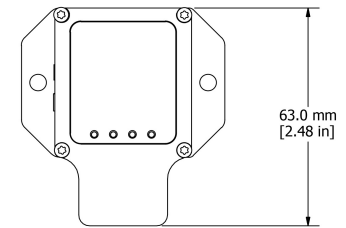
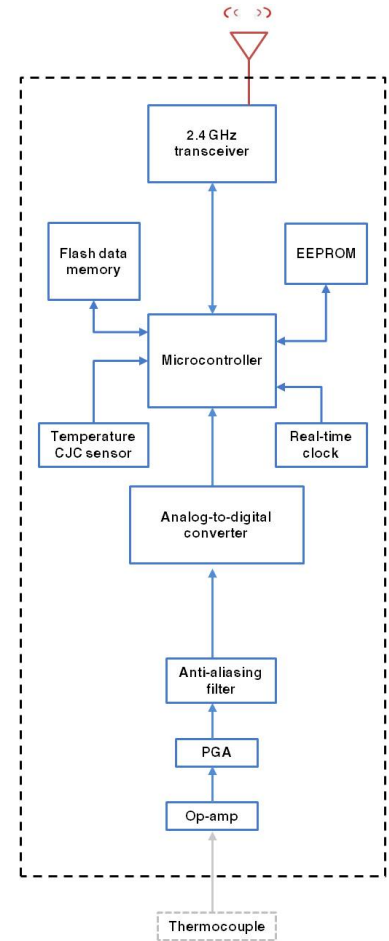
### Applications

- Thermal profiling
- Refrigeration monitoring
- Production process monitoring
- Quality control
- Environmental monitoring



## Specifications

General	
Sensor input channels	Thermocouple input, 1 channel
Integrated sensors	Temperature CJC, 1 channel
Data storage capacity	2 Megabytes (up to 500,000 data points)
Thermocouple Input	
Measurement range	-210 °C to 1820 °C (depending on the thermocouple type)
Accuracy	± 0.1 % of full scale or ± 2 °C, whichever is greater (does not include error from sensor or wire)
Resolution	0.0625 °C, 24 bit
Repeatability	± 0.1 °C (does not include error from sensor or wire)
Integrated Temperature Cold Junction Compensation (CJC) Channel	
Compensation range	-40 °C to 85 °C
Accuracy	± 0.5 °C (from 0 to 70 °C)
Resolution	12 bit
Sampling	
Sampling modes	Synchronized, low duty cycle, datalogging
Sampling rates	<b>Continuous sampling:</b> 1 sample/hour to 64 Hz <b>Datalogging:</b> 1 sample/hour to 64 Hz
Sample rate stability	±3 ppm
Network capacity	Up to 2000 nodes per RF channel (and per gateway) depending on the number of active channels and sampling settings. Refer to the system bandwidth calculator: <a href="http://www.microstrain.com/configure-your-system">http://www.microstrain.com/configure-your-system</a>
Synchronization between nodes	± 32 µsec
Operating Parameters	
Wireless communication range	Outdoor/line-of-sight: 2 km (ideal)*, 800 m (typical)** Indoor/obstructions: 50 m (typical)**
Radio frequency (RF) transceiver carrier	2.405 to 2.470 GHz direct sequence spread spectrum over 14 channels, license free worldwide, radiated power programmable from 0 dBm (1 mW) to 16 dBm (39 mW); low power option available for use outside the U.S. - limited to 10dBm (10mW)
RF communication protocol	IEEE 802.15.4
Power source	Internal: 3.7 V dc, 250 mAh, rechargeable Lithium polymer battery, External: 3.2 V dc to 9 V dc
Power consumption	See power profile : <a href="http://files.microstrain.com/TC-Link-1CH-LXRS-Power-Profile.pdf">http://files.microstrain.com/TC-Link-1CH-LXRS-Power-Profile.pdf</a>
Operating temperature	-20 °C to +60 °C (extended temperature range available with custom battery/enclosure, -40 °C to +85 °C electronics only)
Acceleration limit	500 g standard (high g option available)
Physical Specifications	
Dimensions	63 mm x 58 mm x 21 mm
Weight	49 grams
Enclosure material	ABS plastic
Environmental rating	Indoor use (unless mounted in a sealed enclosure)
Integration	
Compatible gateways	All WSDA <sup>®</sup> base stations and gateways
Compatible sensors	Type J, K, N, R, S, T, E and B thermocouples
Connectors	Type-1 standard mini (SM) connectors for flat pin thermocouples
Software	SensorCloud™, SensorConnect™, Node Commander®, WSDA <sup>®</sup> Data Downloader, Live Connect™, Windows XP/Vista/7 compatible
Software development kit (SDK)	Data communications protocol available with EEPROM maps and sample code (OS and computing platform independent) <a href="http://www.microstrain.com/software/mscl">http://www.microstrain.com/software/mscl</a>
Regulatory compliance	FCC (U.S.), IC (Canada), ROHS



\*Measured with antennas elevated, no obstructions, and no RF interferers.

\*\*Actual range varies with conditions such as obstructions, RF interference, antenna height & orientation.

# LORD SENSING

LORD Corporation  
MicroStrain<sup>®</sup> Sensing Systems  
459 Hurricane Lane, Suite 102  
Williston, VT 05495 USA

ph: 802-862-6629  
[sensing\\_sales@LORD.com](mailto:sensing_sales@LORD.com)  
[sensing\\_support@LORD.com](mailto:sensing_support@LORD.com)